

ERFP

Innsbruck, August 23, 2025

Christian Preßlaber

Tirol Animal Breeding Director

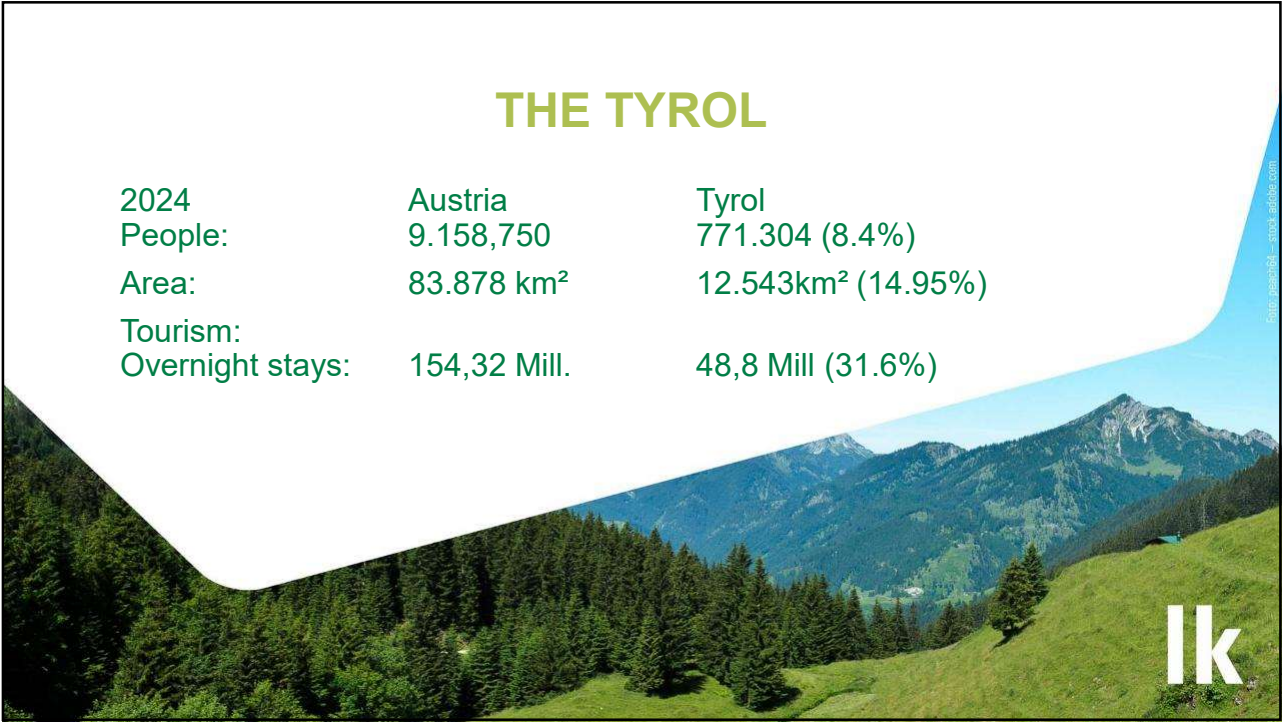
Department Head Animal-Field-Organic



1

THE TYROL


2024	Austria	Tyrol
People:	9.158,750	771.304 (8.4%)
Area:	83.878 km²	12.543km² (14.95%)
Tourism:		
Overnight stays:	154,32 Mill.	48,8 Mill (31.6%)



2

AGRICULTURAL STRUCTURE


2024	Austria	Tyrol
Register animal Farms:	101.036	10.618 (10.5%)
Organic animal Farms:	23.942	2.232 (9.3%)



3

CATTLE BREEDING

2024	Austria	Tyrol	%
Cattle farms	51.022	7.743	15.2%
Cattle	1.803.870	180.931	10%
Farms with suckler Cows	15.893	1.494	9.3%
Farms with dairy cows	25.448	5.203	20.4%
Dairy Farms	22.485	4.051	18%
Dairy Cows	539.406	66.197	12.3%
Cows/farm	21,2	12,7	
Milkproduction	3.534.518 to	364.037 to	10.3%
Production per Farm	157.195 kg	90.110 kg	



4

AGRICULTURAL STRUCTURE

2024	Austria	Tyrol	%
Pig Farms	17.756	1.281	7.2%
Pig population	2.516.455	9.693	0.4%
Sheep Farms	16.304	2.723	16.7%
Sheep population	391.868	83.619	21.3%
Goat Farms	10.193	2.067	20.3%
Goat population	96.941	21.476	22.2%

Photo: Dusan Kostic — stock.adobe.com

lk

5

AGRICULTURAL STRUCTURE

2024	Austria	Tyrol	%
Number of Alpine pasture	7.985	2.082	26%
Cattles on the alpine pasture	301.843	108.031	36%
Sheeps on the alpine pasture	103.105	61.447	66%
Goats on the alpine pasture	13.279	7.047	52%
Horses on the alpine pasture	10.502	3.468	31%

Photo: peachel — stock.adobe.com

lk

6