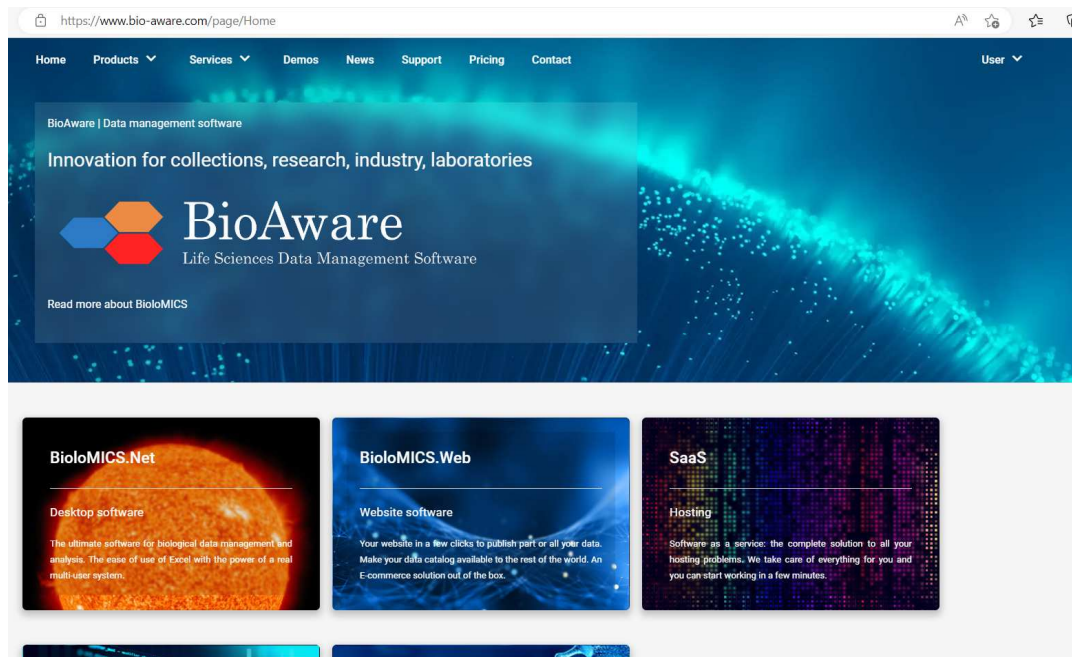


# First steps towards migration to Biologics

May 22<sup>th</sup> 2023, Ina Hulsegge and Annemieke Rattink



1



2

2

Home Products desktop

Databasing Reporting Data analysis Molecular Scripting Geography Dashboard

Similarity Matrix Results

3

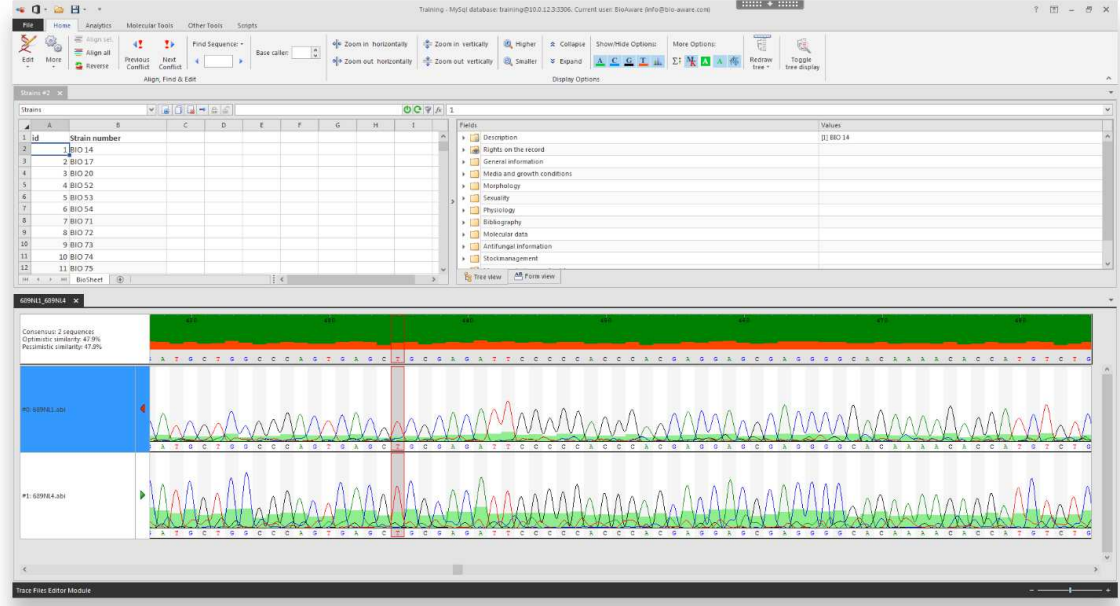
3

# Scripting

4

4

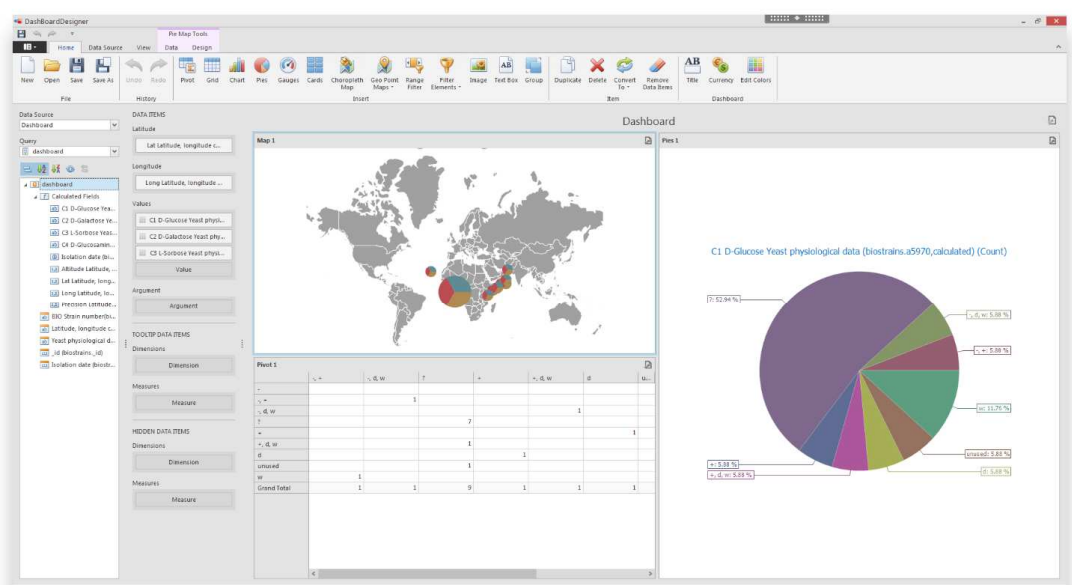
# Genomics data



5

5

# Dashboard



6

6



# Additional options

## More features



### Order and deposit

Clients can order items using the cart system. Curator will receive an email and proceed the order.

> [Read more](#)



### Microplate reader

Microplate data can be saved in BioloMICS databases for identification or classification purposes.

> [Read more](#)



### Publish

Share you data online. Have a look at four examples of potential usage of the Internet version of BioloMICS.

> [Read more](#)



### Internet options

Easy tool manageable by anyone without prior html knowledge. You decide the look and the data online.

> [Read more](#)



### Why Choose it?

Show the world what you have in **your** databases.

> [Read more](#)



# Pricing

		<b>Most Popular</b>	
BioloMICS	BioloMICS	BioloMICS	BioloMICS
Student	Professional	Ultimate	No limit
€1,381	€2,125	€4,251	Contact us
<i>per user / year</i>	<i>per user / year</i>	<i>per user / year</i>	<i>unlimited / year</i>
full desktop functions, for students only Basic Support	full desktop functions Ultimate Support	all products Ultimate Support	all products Ultimate Support
Hosted	Hosted	Hosted	Site licenses
Up to 40% reduction for volume licenses	Up to 40% reduction for volume licenses	Up to 40% reduction for volume licenses	Contact us for pricing
<a href="#">Contact us</a>	<a href="#">Contact us</a>	<a href="#">Contact us</a>	<a href="#">Contact us</a>



EU WUR - MySQL database: euwur@10.0.12.5:3306. Current user: SuperAdminEUWUR (info@bio-aware.com)

Info

New

Open

Save

Save As

Print

Export

Import

Dashboard

Login

**Database**

Table Views Settings

Options

Help

Close

### Database related actions

- Edit groups of current database**  
Add, modify or delete groups of the current database
- Edit tables of current database**  
Change table settings of current databases. Add, modify and remove tables and their properties
- Edit fields**  
Add, modify, remove or change the properties of fields of the current database
- Display database schema**  
Show a graphic representation of the current database structure: tables, fields and their relations

### Maintenance & Tools

- Check database structure**  
Check tables, fields and internal consistency of the current database
- Convert to MongoDB**  
Convert a MySQL database into a MongoDB Database
- Convert to Sql Server**  
Convert a MySQL database into an MS Sql Server Database
- Export tables structure**  
Export BioloMICS tables and associated fields to XML to import them in another BioloMICS database
- Import tables structure from another database**  
Import BioloMICS tables and associated fields from another BioloMICS database
- Change World ID of the current database**  
The World ID of the database is its unique identifier. Changing it might be needed in case of manual duplication of the database.
- Triggers management**  
Change triggers included in BioloMICS (reverted to BioloMICS developers)
- Configure finders**  
Open the properties of the external C++ finders
- Unlock configuration**  
Unlock all configuration tables, fields, groups, users and views etc.

### Open databases

**EU WUR**  
Location: euwur@10.0.12.5:3306  
User: SuperAdminEUWUR  
Status: Reachable as administrator  
Type: MySQL

- Log off connection
- New connection
- Edit connection
- Remove connection
- Save
- Open
- Close
- Refresh
- Undo
- Redo
- Print
- Zoom In
- Zoom Out
- Zoom Reset

9

ANIMAL MANAGE-MENT

Animal ID:  Species:  Breed:

Files:  Search:

1-1 record sorted ASC by Animal ID Prev 100 Next 100

#	Animal ID	Species	Breed	Sex	Actions
1	NL-452430781	Cattle	Fries-Hollands (Fris) Zwartboort	m	<a href="#">i</a> <a href="#">e</a> <a href="#">d</a>

---

**ANIMAL**

Animal ID:  Site ID:  Dam ID:

Species:  Breed:  Fraction:

Birthday:  Birthyear:

Sex:  Organization:

Colour:  AI ID:

Latitude:  Longitude:

Photo:  No file chosen

Comments:

Protocol file:  No file chosen

Animal file:  No file chosen

File Edit View Page Layout Formulas Data View Analytics Molecular Tools Other Tools

Table View Spreadsheet Word Document Cloud Explorer Paste Special Font Alignment Merge cells Auto Height of text cells Conditional Formatting Normal Bold Calculation Check C

Animal #1 x Transfer animal #2 Samples #3 Freezing\_protocol\_used #4 Variant\_Spex #5 Breed species #6 NL-452430781

Arrange	A	B	C	D	E	F
37	47	NL-02-145971	Dutch-Friesian			
38	48	NL-02-145971	Dutch-Friesian			
39	49	NL-452430781	Dutch-Friesian			
40			Type name of new record here			

Fields Values

- Description: NL-452430781
- Creation date: 2023-05-19 15:02:17
- Owner: SuperAdminEUWUR
- Last change user: SuperAdminEUWUR
- Details
- Rights on the record
- SiteID (Site\_ID): NL-01-145971 (Animal)
- CreationDate: NL-01-145971
- DamID (Dam\_ID): NL-407494794 (Animal)
- Color (Color): NL-407494794
- Sex (Sex): m
- Species (Species): Dutch-Friesian (Breed species)
- Fraction (Fraction): 0
- Breed2 (Breed2): Dutch-Friesian (Breed species)
- Color (Color): Zwartboort (Color)
- Birth Date (Birth\_Date): 1963/10/01
- Breeder Name (Breeder\_name): Zwartboort
- Owner name (Owner\_name): 1963/10/01
- anyoneCanView (id): ?
- GIS (GIS): 62.512307; 4.084400; 7; z; 7 km
- Photo (Photo):



10

## Add new individual to table animal

The screenshot shows the 'Animal' table interface. A red circle highlights a plus icon in the table's toolbar. Below, a detailed view of the 'Animal' table is shown with a 'Choose animal' dialog box. The table has columns for 'Animal #1', 'Transfer animals #2', 'Samples #3', 'Freezing\_protocol\_Used #4', 'Vessel\_type #5', and 'Breed species #6'. The 'Animal' field is highlighted in blue. The 'Choose animal' dialog box shows a list of animals with 'NL 452430781' selected.

11

## Add breed to an animal

The screenshot shows the 'Breed species' table interface. A red circle highlights a plus icon in the table's toolbar. Below, a detailed view of the 'Breed species' table is shown with a 'Choose records to link' dialog box. The table has columns for 'Animal #1', 'Transfer animals #2', 'Samples #3', 'Freezing\_protocol\_Used #4', 'Vessel\_type #5', and 'Breed species #6'. The 'Breed species' field is highlighted in blue. The 'Choose records to link' dialog box shows a search for 'NL 452430781' and a list of records with 'NL 452430781' selected.

12

# Samples

13

# Storage

14

Fields	Values
Description	149 NL 452430781
id	49
Animal	NL 452430781
Creation date	2023-05-15 11:45:59
Last change date	2023-05-15 12:59:32
Owner	SuperAdminEUWUR
Last change user	SuperAdminEUWUR
details	
Rights on the record	
SireID (sire_id)	NL 01-145971 [Animal]
(1) Record(47)	NL 01-145971
DamID (dam_id)	NL 407494794 [Animal]
(1) Record(48)	NL 407494794
Sex (sex)	male
Species (species)	
Breed (breed)	Dutch Friesian (Breed species)
Fraction (fraction)	8
Breed2 (breed2)	
Colour (colour)	Zwartbont (Colour)
(1) Record(94)	Zwartbont
Birth Date (birth_dt)	1983/10/01
Breeder Name (breeder_name)	
Owner name (owner_name)	
anonymiD(animal_id)	?
GIS (gis)	(52.512500; 6.094400; ?) ± 7 km
Phenotypic measures (phene)	
SampleID (animal_id_back)	
(1) Record(5)	NL 452430781_29-06-1985
Description	[5] NL 452430781_29-06-1985
Rights on the record	
anonymiD(sample_anonymidsample)	2005
Collection Date (collectiondate)	29/06/1985
Location (location)	(?; ?; ?) ± 7 km
AnimalID (animalid)	NL 452430781 [Animal]
Collection type (collection_type)	Semen [Collection type]
Number of units produced (number_of_units_produced)	150
Number of units required for a dosis (number_of_units_required_for...)	1
Vessel type (vessel_type)	Straw 0.50 [Vessel type]
Freeze date (freeze_date)	29/06/1985
Freezing protocol used (freezing_protocol_used)	
Sample ownership (sample_ownership)	CGN embargo
Stock (stock_link_)	
Comment (comment)	
Files (files)	
Photo (photo)	



15

15

### All animals

**Animals with sample**

The image displays two screenshots of the DashboardDesigner interface. The top screenshot, titled 'All animals', shows a pie chart with three segments: Dutch Friesian (50.00%), Mass Rijn (16.67%), and Holstein Friesian (33.33%). The bottom screenshot, titled 'Animals with sample', shows a pie chart with one segment: Holstein Friesian (50.00%). Both screenshots show the 'Data Source' as 'dashboard' and the 'Query' as 'Animal(animal.name) (Count)'. The 'Arguments' section in both shows 'Breed (Breed sp...)' as the selected argument.



16